

# SERIES 3

Series 3 Configured Platforms are ideal for Steep Pitched Roofs or where Elevation is required



## DESIGN


- Extra height increases air-flow to improve equipment's performance and longevity.
- Provides access under platform for routine inspections and maintenance.
- Compatible with steep pitched roofs and saw-toothed roofs.
- Added height allows for easy integration of equipment with vertical discharge ducts.
- Generations ahead of conventional structural steel platforms.
- All aluminium components with stainless steel fixings backed by a 20 year warranty.
- Unique design distributes the load evenly, reducing the structural requirements of the roof.
- Live load rated to 2.5 kPa
- Light weight 20 kg / m2
- Complies to BS EN 516 2006 and BS EN 1090-3 2008

## VERSATILITY

- Penetration free making placement and position on the roof flexible.
- Configurable online in 600mm increment sizes in width and length to suit your requirements.
- Pitch is configurable to suit the roof requirement
- The lightweight aluminium design makes it easy for carrying, craning and assembly.

## EFFICIENCY

- Our agile systems mean that platforms are ready to ship within a day or two of order.
- Kit form allows them to be assembled by a trade already on site with our easy to follow installation manual.
- Take the stress out of your project with our nationwide approved installer network.



"the power is at your fingertips"

## MOUNTING TAPE OPTIONS

Either Neoprene Foam Rubber Tape or VHB Foam Tape is pre-stuck to the underside of each Frame, depending on whether or the platform is to be adhered to the roof surface or not.









## SPECIFY CONFIGURED PLATFORMS

- Provide Series 3 Configured Platforms
- Size to suit plant, equipment and roof pitch, whilst allowing sufficient area around the units for access and maintenance.

## OPTIONAL SURROUNDS

Each of these surround options can be provided to any of the 4 sides of the Series 3 Platform in 600mm increments.

- **Guardrail** - For edge protection recommended where any platform sides are higher than 300mm from the adjacent roof surface.
- **Standard Screen Wall** - For aesthetic screening of the plant, equipment and ductwork.
- **Soundshield** - For aesthetic screening and acoustic attenuation by reflection.
- **Peacemaker** - For aesthetic screening and acoustic attenuation by absorption.
- **Acoustic+** - For aesthetic screening and acoustic attenuation by reflection and absorption.

 CONFIGURABLE	 KIT FORM	 ONLINE	 PENETRATION FREE
 LIGHT WEIGHT	 NON CORRODABLE	 APPROVED INSTALLERS	 TRAINING COURSE

Office: +44 (0) 113 276 0450  
Rick: +44 (0) 738 503 1263

17 Millshaw Park Avenue,  
Leeds, UK, LS11 0LR

customerservice@configuredplatforms.co.uk  
rick@configuredplatforms.co.uk